



**United Nations**

Department of  
Economic and  
Social Affairs

# Committee of Experts on Business and Trade Statistics and the Manual on Principal Indicators for Business and Trade Statistics

International Workshop on the Integrated Use of International Trade  
Statistics and Economic Statistics

Xiamen, Fujian Province, China


23 - 25 November 2021

United Nations Statistics Division

Nancy Snyder



Statistics Division





# Outline of the presentation

Part 1. UN Committee of Experts on Business and Trade Statistics


Part 2. Overall description of the Manual

- Main objectives
- Target audience

Part 3. Outline of the Manual

- Including a description of the indicators

Part 4. Current status and finalization process




# Part 1. UN Committee of Experts on Business and Trade Statistics





## UN Committee of Experts on Business and Trade Statistics

- In 2017, the UN Statistical Commission requested the creation of a committee of experts with balanced geographical representation to give guidance on issues of business and basic economic statistics
- The Committee adopted a holistic approach, linking businesses and the economy to society and to the environment
- In 2021, the UN Statistical Commission welcomed the creation of a new Task Team on International Trade Statistics to advance the revision of the trade statistics manual and further foster the integration of business and trade statistics





## Task Teams

The work program is organized in the following work streams:

Globalization and digitalization


Well-being and sustainability

Business dynamics, demography and entrepreneurship

International trade statistics


Exhaustive business registers

Capacity-building



## Output of the Committee

- Oversaw the preparation of the UN Guidelines on Statistical Business Registers (2020)
- Developed a strategic view on business statistics (2020)
- Prepared the Manual on Principal indicators for business and trade statistics
- Prepared the Manual on the Maturity Model for Statistical Business Registers
- Oversaw the development of a SIAP-ADB-UNSD e-learning foundational course on SBRs







# Strategic View on Business and Trade Statistics

Main elements of the strategic view:

- Broadening the scope of official business and trade statistics
- Identification of shared priorities to advance with a faster pace
- The adoption of an enterprise-centered approach for official business statistics
- The SBR as the core of the new data production framework for economic statistics
- Promote the integration of business and trade statistics



## Part 2. Overall description of the Manual



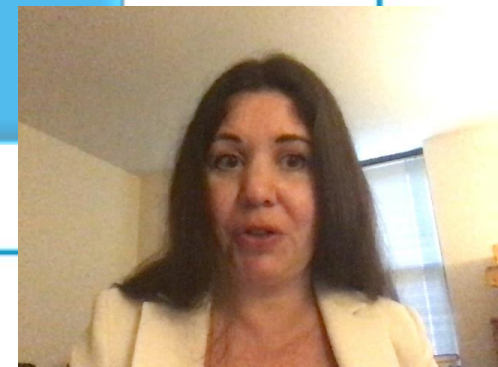




The Manual represents a consolidation of the work of the Committee

It aims to provide guidance for the programmes of business and trade statistics to be agile and responsive to new and emerging user needs, integrating the strategic view on business statistics


Its preparation was endorsed by the UNSC in March 2021





## Objective of the Manual

- Presents a strategic view on business and trade statistics, including identifying policy needs and data gaps
- Puts forth a list of principal indicators on business and trade statistics, designed to meet users' needs in terms of better quality and increased data granularity and in support of the 2030 Agenda for Sustainable Development
- The indicators are intended to be able to be compiled in an internationally comparable, flexible and sustainable approach
- Identifies areas for further development



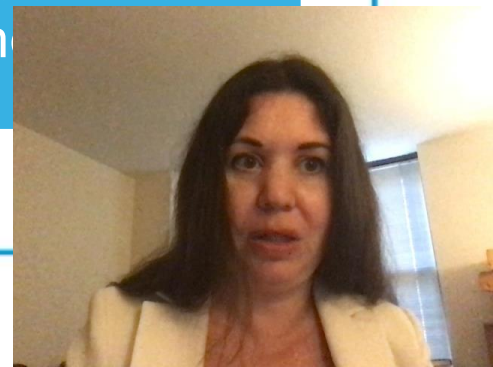


## Target audience


NSOs and the statisticians that are responsible for the compilation and reporting of the principal indicators

Compilers from different statistical domains and institutions may also be involved in the collection and compilation of the data needed to produce the indicators

Data users outside the NSOs will also gain more information on the interpretation and use of the principal indicators presented as well as the data sources and method calculation



## Part 3. Outline of the Manual





# Outline of the Manual

## I. Introduction

- Objective
- Structure of this Manual
- Process of preparing the Manual
- Target audience

## II. Strategic and Data Production Frameworks for Business and Trade Statistics


- Strategic Framework
- Data production Framework
  - i. The adoption of an enterprise-centered approach
  - ii. The role of the domestic and potentially globally interconnected SBR as the backbone in the new data infrastructure
  - iii. Exchange of microdata
- Priority areas of the UNCEBTS

## III. Principal business and trade indicators

- Delineation and selection of the principal business and trade indicators
- Availability and organization of data and integrated information systems
- Institutional coordination and governance
- Presentation of the indicators
- Specific considerations for the indicators

## IV. Future agenda


## Appendix: methodological sheets



## Role of Statistical Business Registers (SBRs)

The SBR as the core of the new data production framework for economic statistics


- SBRs play a pivotal role in the process of data integration with different and multiple data sources by generating new information with the desirable characteristics
- Appropriate micro-data linking methodologies based upon unique identifiers could be applied to produce consistent information scalable from micro to aggregated figures
- The SBR provides the sample frame for multiple different surveys but can also serve as a direct source to produce selected business statistics





## Analytical and Policy Framework


- This section aims to elaborate on the analytical and policy framework for business and trade statistics in general and within each priority areas (namely, business demography, globalization and digitalization, well-being and sustainability)
- The 2030 Agenda for Sustainable Development provided the overarching policy framework, but specific policy priority for each priority area are elaborated as well
- The analytical framework reflects the need to better understand the structure and performance of businesses in an increasingly complex environment
- This section also aims to elaborate on the importance of the integration of business and trade statistics





## Section III on Principal indicators for business and trade

- This section contains a detailed description of the indicators
- It provides a further elaboration of the main concepts for business and trade statistics, covering:
  - the scope of business and trade statistics
  - statistical units
  - importance of adding granularity to existing statistics by exploring relevant breakdowns to address relevant policy questions
  - Identifies main policy questions that core indicators in these areas should be able to measure
  - Identification of integrated approaches that could address existing data gaps (e.g. Micro data linking, data sharing, profiling, etc.)
- It includes references to related indicators and work undertaken by relevant international and regional organizations








## Institutional coordination and governance


- This section addresses issues of institutional coordination and governance for the compilation of the principal indicators:
  - Several institutions in the country may be responsible for the compilation and reporting of the principal indicators
  - There is the need to provide guidance on institutional coordination mechanisms and governance needed for the national reporting of the indicators
- Also, coordination at the international level among international statistical organizations is planned to be addressed in this section





## Indicators on Business Dynamics, Demography and Entrepreneurship


1. Number of active enterprises
2. Number of enterprise births
3. Employment created by enterprise births
4. Number of enterprise deaths
5. Loss of employment due to enterprise deaths
6. Number of X-year-old employer enterprises
7. Number of persons employed in X-year-old employer enterprises
8. Employment in the population of active enterprises
9. Employment share of enterprise births
10. Enterprise survival rate
11. Number of high-growth enterprises
12. Employment in high-growth enterprises
13. Number of young (up to 5-year old) high-growth enterprises (gazelles)
14. Employment in young (up to 5-year old) high-growth enterprises (gazelles)
15. Labour compensation paid by active enterprises
16. Gross Value Added produced by active enterprises





## Indicators on Globalization and Digitalization


17. Total exports of businesses as a percentage of businesses' gross value added
18. Number of trading businesses by number of partner countries
19. Export intensity of businesses
20. Value of trade by foreign affiliates
21. Employment abroad in foreign affiliates controlled by resident enterprises as share of enterprises' total employment
22. Entry and exit rates for the digital economy sector
23. Average post-entry employment growth for the digital economy sector
24. Percentage of businesses with internet connection
25. Capital investment of businesses on ICT as a percentage of total business capital investment
26. Capital investment of businesses on ICT as a percentage of total gross value added
27. Percentage of businesses using cloud computing services
28. ICT-related patents (registered)
29. ICT-related trademarks (as a percentage of total trademarks)
30. Patents in AI technologies
31. Percentage of businesses engaged in sales via e-commerce
32. Value of e-commerce sales by businesses
33. Labour productivity growth in the ICT sector
34. Contribution of ICT sector to labor productivity growth
35. Gross value-added of ICT-related businesses as percentage of total gross value added
36. Employment of ICT specialists as a percentage of total employment
37. Percentage of businesses providing ICT-related services
38. Percentage of enterprises reporting hard-to-find ICT specialists






## Indicators on Wellbeing and Sustainability

- 39. Proportion of women in managerial positions
- 40. Annual growth rate of real total gross value added per employed person
- 41. Average hourly earnings for employees in businesses by sex
- 42. Unemployment rate, by sex, age and persons with disabilities
- 43. Gross value added of businesses per employed person
- 44. Sector employment as a proportion of total employment
- 45. Water-use efficiency in businesses
- 46. Level of water stress attributable to businesses
- 47. Share of renewable energy consumption in businesses
- 48. Energy efficiency in businesses
- 49. Green investment by businesses
- 50. Greenhouse gas emissions generated by businesses per unit of value added
- 51. Research and development expenditure as a proportion of gross value added
- 52. Researchers (in full-time equivalent) per million inhabitants
- 53. Number of companies publishing sustainability reports
- 54. Job Openings (Vacancies) in businesses
- 55. Taxes and other payments of businesses to the Government
- 56. Total taxes paid by businesses as a proportion of government tax revenues



## Template used for the methodological description of the indicators

Name of indicator	Unit of measure
Definition of the indicator	Statistical unit
Objective of the indicator	Reference period
Contribution and usefulness of the indicator	Frequency (periodicity) of data collection and dissemination
Classification	Dissemination format
Industrial Coverage	Timeliness
Breakdown	Source data type
Algorithm	Availability of methodological documents
Description of the calculation of the indicator	






**United Nations**

Department of  
Economic and  
Social Affairs

## Part 4. Current status and finalization process






## Manual on Principal Indicators

The manual will be subject to a global consultation (by the end of this year) with countries and relevant regional and international organizations for their feedback on:

The appropriateness of the selection of the principal indicators

The feasibility of compiling and disseminating the indicators in an internationally comparable and sustainable manner

Their endorsement of the recommendations in the manual, proposed principal indicators, and the methodological guidance provided for each principal indicator presented in the Appendix




## Finalization process

The final draft will be reviewed by the task teams prior to the global consultation

A global consultation with countries and relevant international/regional organizations will take place at the end of 2021

The draft Manual will be submitted as a background document to the 53<sup>rd</sup> session of the UNSC





Thank you!

